



the Quilt Store

A Quilt Store by Quilters for Quilters

12710 Lowell Blvd. ▪ Broomfield, CO ▪ 80020 ▪ p. 303-465-0750 ▪ f. 303-465-0759
www.thequiltstore.net ▪ quilters@thequiltstore.net

Newsletter January - April 2018

Hello Quilting Friends:

As quickly as the holidays arrive every year, they are over and our thoughts again return to all of those projects that we need to finish and the new ones waiting to be started.

We have many new projects that we hope will inspire everyone ready for the New Year.

Jan Donovan will continue teaching the fiber arts collage classes. These have been very popular and lots of fun. This technique is addicting and it is hard to just make one.

Cheryl will continue her basic hand embroidery class and the advanced hand embroidery coloring class.

Ann has added some new bag classes, be sure you check them out. Also new is Fast Fold Hexies, and Bread and Butter table runner. Civil War Miniatures will be continuing as well as Skillbuilder and Beginning Paper Piecing.

Rebekha will not have any "Kids Can Sew" classes this session but they will return in the Spring and Summer.

Lou's new classes include the Elephant Abstractions quilt, a paper pieced project, Hunter's Star Table Runner, and Dahlia Delight by popular request. Basic 101 and Machine Quilting classes will also continue.

Check out the calendar for other classes and dates for the above classes.

We have also scheduled a 2-day in-store retreat in April. Space will be limited so sign up early for this.

As always, our goal is to inspire you with the classes we choose, as well as the many samples we display in the store. Our customers are very important to us!

Happy New Year to all of you!


Ann and Lou and our staff
Cheryl, Edna, JoAnn and Rebekha

Fiber Art Collage Quilts Class

With Jan Donovan & Kathleen

Saturday, February 10 (10-5) &
Sunday, February 11 (10-3) or

Saturdays, April 21 & 28 (10-5)



Take a class with Jan and Kathleen and learn how to create these adorable animal silhouettes with bits and pieces of fabric! They look complicated but if you learn their technique it's quite simple and will generate a one-of-a-kind masterpiece. Bring out your inner child and play with fabrics, there is no need to stay within the lines! Jan and Kathleen will have you looking at fabric in a whole different way. All ability levels are welcome to master this technique. Cost: \$75

Instructed by Jan Donovan, proudly supported by Laura Heine of Fiberworks

Store Hours

Monday—Saturday 10-5;
Sunday 10-3

HAPPY ★ NEW ★ YEAR



Girl's Nite Out

First Friday Of The Month:

January 5, February 2
March 2, April 6
5pm—midnight

Load up your machine and supplies, a project or two to work on and come sew with us. Bring a snack to share. The cost is \$10.

Domestic Quilting Divas

If you want to quilt your own projects and don't have a long arm quilting machine, then this club is for you! Each month we will explore a topic related to quilting. This is not a class or a sewing session—it is purely a discussion group which will, from time to time, include short demonstrations. Some of the topics we will cover include free motion quilting, straight-line quilting, quilt-as-you-go techniques, tension, battings, bindings, marking your quilt, quilt manipulation, and many other topics. No need to sign up for this one — just come on in! There is no cost for this club.



January 25, February 22
March 22, April 26

10-noon

Monday Open Sews



Start your week off on a creative foot and come sew with us! Bring your machine and a project and get it done. Keep in mind there will not be

individual instruction but this will give you an opportunity to get out and work on your projects. Please sign up in advance if you plan to come and call if you need to cancel. There is no cost.

Sunday Stitches

We've set aside the last Sunday of each month so you can come in to the store to work on projects, use the design boards, irons and tables. No instruction, just space for you to spread out. Please sign up in advance. Cost: \$5

January 28, February 25
March 25, April 29

10:00 - 3:00

Weekend Quilting Retreat

April 13 & 14
Friday & Saturday
9am to 8pm

Bring your projects, use our classroom and we'll provide continental breakfast and dinner. How much better can it get?? Cost: \$35



2018
Happy
New Year

Holiday
Hours

Sunday, December 31 - Open 10-2
Monday, January 1 - Closed
Tuesday, January 2 - Closed

The Basics

Basic 101 (Lou)

Learn the basics of quilt making including color selection, machine piecing and the proper use of tools while making a simple quilt. You will learn basic quilting and binding and have a completed quilt when the class is over. A sewing machine in good working condition is required. \$100



Wednesdays:

January 10, 17, 24, 31, February 7 (10-2) or March 28, April 4, 11, 18, 25 (10-2)

Basic Fusible Applique (Lou)

Learn how to apply fusible webbing, layer and stitch on any fusible project. This class will open doors for you to move on to other fusible projects. \$20



Friday, January 26 (10-2) or Saturday, April 7 (10-2)

Machine Quilting Basics (Lou)

Build your confidence level so you can quilt your own projects on your home machine. If you have never machine quilted before or have been frustrated with your attempts, this is the class that will show you the basics and answer your questions. Also learn all about threads, marking pencils and machine needles. \$40

Friday, March 2 (10-3)

Machine Quilting II (Lou)

You must have some free motion quilting experience or have taken the Machine Quilting Basics class. We will focus on quilting a pre-printed panel with several tips and ideas for quilting. \$40



Saturday, March 24 (10-3)

Skillbuilder (Ann)

After the Basic 101 class there are a few other basic blocks to know about while you are refining your quilting skills and building your confidence level. This is a great class if you have made quilts a long time ago and just need to refresh your skills or if you are a new quilter. Learn a few traditional blocks to make a wall hanging or quilt the size of your choice. You'll pick up some helpful hints along the way. \$60



Saturdays:

January 13 & 27 (9-3)

Binding Demo

Saturday, January 6 (10-11)

Lou will demonstrate how to attach the binding to a completed quilt. We don't always have time to show you in the store, so get an all-inclusive demo for yourself! Cost: \$10



Hand Embroidery

Classes with Cheryl



Basic Hand Embroidery

Now's your chance to master the various stitches used in hand embroidery: stem, back stitch, running, French knots and many more so you can move on to larger embroidery projects. \$20



Sunday, January 21 (12-3)

Advanced Hand Embroidery Coloring




Once you learn the basic embroidery stitches you can have go one step further to add color shading in areas. \$20

Thursday, February 1 (10-1)




January 2018

Sun	Mon	Tue	Wed	Thu	Fri	Sat
	1 CLOSED	2 CLOSED	3	4	5 10-3 Convergence 5pm-midnite Girls Nite Out	6 10-11 Binding Demo
7	8 10-5 Open Sew	9	10 10-2 Basic 101 (1/5)	11	12 10-4 Lacie Bag	13 9-3 Skillbuilder (1/2)
14	15 10-5 Open Sew	16	17 10-2 Basic 101 (2/5)	18	19 10-2 Civil War Miniatures	20
21 12-3 Basic Hand Embroidery	22 10-5 Open Sew	23	24 10-2 Basic 101 (3/5)	25 10-12 Domestic Quilting Divas	26 10-2 Basic Fusible Applique	27 9-3 Skillbuilder (2/2)
28 10-3 Sunday Stitchers	29 10-5 Open Sew	30	31 10-2 Basic 101 (4/5)			


February 2018

Sun	Mon	Tue	Wed	Thu	Fri	Sat
				1 10-1 Advanced Hand Embroidery & Color	2 10-4 Udderly Crazy 5pm-midnite Girls Nite Out	3 10-3 Elephant Abstractions (1/3)
4 10-3 Dahlia Delight (1/2)	5 10-5 Open Sew	6	7 10-2 Basic 101 (5/5)	8	9 10-4 Chopsticks	10 10-5 Fiber Arts Collage (1/2)
11 10-3 Fiber Arts Collage (2/2)	12 10-5 Open Sew	13	14  10-2 Charm Placemats	15	16 10-2 Beginning Paper Piecing	17 10-3 Elephant Abstractions (2/3)
18 10-3 Dahlia Delight (2/2)	19  10-5 Open Sew	20	21 10-4 Lacie Bag	22 10-12 Domestic Quilting Divas	23 10-2 Hunters Star Table Runner	24 10-3 Tuffet (1/2)
25 10-3 Sunday Stitchers	26 10-5 Open Sew	27	28 10-2 Fast Fold Hexies			

March 2018

Sun	Mon	Tue	Wed	Thu	Fri	Sat
				1	2 10-3 Basic Machine Quilting 5pm-midnight Girls Nite Out	3 10-3 Elephant Abstractions (3/3)
4 10-3 Convergence	5 10-5 Open Sew	6	7 10-2 Civil War Miniatures	8	9 10-5 Riviera Bag	10 10-3 Tuffet (2/2)
11 	12 10-5 Open Sew	13	14 10-2 Fast Fold Hexies	15	16 10-3 Bread & Butter Table Runner	17 
18	19 10-5 Open Sew	20	21 10-4 Udderly Crazy	22 10-12 Domestic Quilting Divas	23 10-12 Machine Maintenance	24 10-3 Machine Quilting II
25 10-3 Sunday Stitchers	26 10-5 Open Sew	27	28 10-2 Basic 101 (1/5)	29	30	31

April 2018

Sun	Mon	Tue	Wed	Thu	Fri	Sat
1 CLOSED 	2 10-5 Open Sew	3	4 10-2 Basic 101 (2/5)	5 10-3 Dahlia Delight (1/2)	6 10-5 Riviera Bag 5pm-midnite Girls Nite Out	7 10-2 Basic Fusible Applique
8	9 10-5 Open Sew	10	11 10-2 Basic 101 (3/5)	12	13 9am-8pm Mini Retreat	14 9am-8pm Mini Retreat
15 10-2 Hunters Star Table Runner	16 10-5 Open Sew	17	18 10-2 Basic 101 (4/5)	19 10-3 Dahlia Delight (2/2)	20 10-2 Beginning Paper Piecing	21 10-5 Fiber Arts Collage (1/2)
22	23 10-5 Open Sew	24	25 10-2 Basic 101 (5/5)	26 10-12 Domestic Quilting Divas	27 10-2 Charm Placemats	28 10-5 Fiber Arts Collage (2/2)
29 10-3 Sunday Stitchers	30 10-5 Open Sew					

Quilts & More

Paper Piecing Projects

Beginning Paper Piecing (Ann)


Don't fret with quarter inch seams...just sew on the lines! You will learn the very basics of paper piecing in this class so you can move on to other creative and challenging projects. You'll learn the technique while creating a small project. \$20



Friday, February 16 (10-2) or
Friday, April 20 (10-2)

Elephant Abstractions (Lou)

This is a foundation paper pieced quilt that is one large striking block when done. Paper piecing experience is required. \$75



Saturdays:
February 3, 17, March 3 (10-3)

Tuffet (Lou)



Everyone is making one of these and they are all so beautiful when done. Sign up early as a special hardware kit is required and must be ordered at least 2 weeks before class to assure we receive them in time.

You will choose your own fabrics. These are fun to make. \$65 plus kit fee

Saturdays: February 24 & March 10 (10-3)


Machine Maintenance

Bring a basic sewing machine (and the manual if available) and come join Bob's informative machine maintenance class. He'll show you how to clean your machine between annual maintenance visits. No embroidery machines, please. \$25

Friday, March 23 (10-12)

Chopsticks (Lou)

Gather up some favorite fabrics and join the fun. Kaffe Fassett fabrics are great for this one. Large and small triangles make up the blocks and they go together amazingly easy. \$30



Friday, February 9 (10-4)

Convergence (Lou)

This is a very popular wall hanging. Choose a bright floral fabric, a landscape fabric or animal print and you will have a winning piece. The technique will surprise you and is completed through the first border in class. \$30



Friday, January 5 (10-3) or
Sunday, March 4 (10-3)



Dahlia Delight (Lou)

Dahlia Delight is made using the Dresden method. It is lots of fun to make and best of all there are no "y" seams or curved piecing to do. \$50

Sundays: February 4 & 18 (10-3) or
Thursdays: April 5 & 19 (10-3)

Fast Fold Hexies (Ann)

Make folded hexagon units from circles then adding a smaller hexie on top to create quick and easy double sided hexie units. \$20



Wednesday, February 28 (10-2) or
Wednesday, March 14 (10-2)



Udderly Crazy (Ann)

You'd be udderly crazy not to make this fun quilt! Sew crazy cows and barns the Buggy Barn way. \$35

Friday, February 2 (10-4) or
Wednesday, March 21 (10-4)

Please sign up in advance for all events and remember to call the store to cancel if you are not able to attend.

Quilts & More

For The Table

Bread and Butter Table Runner (Ann)



This runner makes a nice size for a dining room table. The project features a 9" pieced star block set on point and uses the Tucker Trimmer ruler for precision trimming for the hour glass units. \$25

Friday, March 16 (10-3)

Charm Pack Placemats (Ann)



Get your table ready for spring and sew up these snappy little placemats with fabrics already coordinated for you in charm packs. \$20

Wednesday, February 14 (10-2) or
Friday, April 27 (10-2)

Hunter's Star Runner (Lou)

This is an old favorite that is fun to make using the special ruler that eliminates the "y" seams. \$25

Friday, February 23 (10-2) or
Sunday, April 15 (10-2)



Civil War Miniatures (Ann)



Your choice - Small Joys or Hard Crackers. Start gathering your small scraps or charm packs of reproduction fabrics to create placemats or a table topper. \$20



Friday, January 19 (10-2) or
Wednesday, March 7 (10-2)

We carry the EverSewn Sparrow 25 sewing machine. It's a great entry level machine for new quilters and a class machine for all of us! It is priced well at \$409.99

- 100 pattern stitches
- 97 Alphabet stitches
- LCD display/LED light
- Includes 7 presser feet
- Automatic needle threader
- Memory function
- Needle up/down position
- 850 stitches per minute



Optional accessories: Carrying case, acrylic sewing table, accessory kit which includes 7 feet.

Bags

Lacie Bag (Ann)

This is the perfect bag for just about anything. It is just the right size, with big inner pockets with handy elastic to hold those extras upright plus the adorable Lacie Zipper. \$30



Friday, January 12 (10-4) or
Wednesday, February 21 (10-4)



Riviera Handbag (Ann)

This stylish bag has 10 pockets and a recessed top zipper, great for everyday use or a nice, secure bag for travelling. \$30

Friday, March 9 (10-4) or
Friday, April 6 (10-4)

CLASS POLICY

Advanced registration and paid class fees are essential to hold your place in class and receive a supply list. Plan your classes carefully, as refunds or store credits will not be given. If The Quilt Store cancels the class due to illness or weather, the class will be rescheduled. Failure to attend a class will be deemed forfeiture of the class fee. Come to class prepared with all of your supplies. Please be prompt to class - you will need to be set up and ready to start at the designated class time. As a courtesy to others, **NO CHILDREN OR CELL PHONES IN CLASS, PLEASE.**

Savings For You... Every Day !

Fat Quarters - \$3.50 each; buy 6 and get one free...every day!

Clearance Corner - Always check the clearance corner in the back of the store for some great bargains. Bolts are discounted 40% and fat quarters are \$2.25. There's always a good selection of patterns, books, notions and kits that are discounted 30% and the scrap basket is usually full for you to pick through. We also have pre-packaged End of Bolts which have varying widths but all are the width of the fabric—great for small projects.

End of Bolt - You will receive a 10% discount on the total yardage if you purchase the remaining fabric on a bolt (does not include clearance fabric).

Birthday - You will receive a 10% discount on your total purchase the week of your birthday.

Class Discount - When you sign up for a class, you will receive a **10% discount** on all supplies including the book or pattern, notions and fabric required for that class. By offering this discount and keeping our class fees affordable we can share this craft with more people who want to learn it.

You will learn of special sales in our "Update" if you are on our mailing list.



Why Shop Independents?

A few good reasons to choose independents over chain stores:

- **Excellent Service.** At independents, you can expect caring attention to your needs.
- **Superior Knowledge.** Independent shop staffs are quilters and sewers themselves, and have unsurpassed product knowledge that they pass on to you.
- **Count on Quality.** Fabrics, notions and tools available at independents are the highest quality.

Four good reasons to purchase your fabric from a "brick & mortar store front":

1. You can feel the fabric and check for quality.
2. Colors on the internet are not always the true color.
3. You don't pay for postage.
4. Most importantly, it keeps your local quilt store in business!

Tell your quilting and sewing friends to unite and buy your goods from your local quilt store!



Mother Nature

Snapping bubble gum, chokingly sweet perfume, cackling high pitched voices, clacking acrylic nails on smartphones -- a group of teenage girls. Wandering around the mall, buying high end brands, sipping frosted Starbucks, wafting limited edition Bath and Body Works - an average day of teenage girls hanging out. Flip that upside down and throw it out the window. Heavy breathing, calming pine aura, crunching pine needles, shifting of dirt under the pressure of worn boots - a peaceful hike. Climbing over rocks, losing the trail, guzzling water, feasting on the eye candy of nature -- a perfect day. Don't get me wrong, I love my venti iced caramel macchiato as much as the next AP student. However, being in the solitude of nature releases the tension in my muscles.

Last summer, I became a true Coloradan and went hiking. Since then, I've become addicted to the curving trails. The immersion into the wild calms my mind. The lack of civilization opens my eyes to the surrounding landscape. I've left my footprints across all the flatirons and up beyond the treeline. The countless hours I've spent in nature sparked a fire inside me to protect the Earth. Transitioning from constant white noise, heavy traffic, and cities so overpopulated like an infestation of ants, to the solitude of nature has made me realize the damage the human race has caused. Some days I can no longer see the mountains because of the haze and air pollution that conceals them. From the top of May's Point on Flagstaff Mountain, one can see trees falling, as construction takes over a patch of wildlife.

At the peaks of hikes, I sit and take in the picturesque scenes. It is here that I learned to respect the planet and found my passion to protect. Over the past year, I have traveled trails repeatedly. I can see the wear and tear on the paths, the erosion of the soil. I know to preserve these spaces by remaining on the trail, to leave only footprints. The knowledge I have harvested from my adventures affects everyday life. I bring home all my plastic containers and cups, so that they can be recycled. I know that the more I prevent waste from rotting in landfills the more I save the forests I love. There is not a day that goes by that I do not ponder how much longer Earth can sustain our luxurious lifestyle. I share the photographs captured in nature to motivate others to find a passion to protect.

The passionate emotions connected to how I feel about the environment cross over into everyday life. When someone is in need, my heart sinks if I can not provide assistance; the same way my heart sinks that alone, I cannot save our planet. I am driven to achieve and force myself to keep pushing for high marks, similar to the uphill battle to the top of a trail - legs trembling, screaming to return to level ground, but I push to the peak. The view from the top never fails to be worth the struggles along the way.

**this essay was used in my college application and helped me get accepted into my top choice Colorado State University*

- Nicole Holland

