



the Quilt Store

A Quilt Store by Quilters for Quilters

12710 Lowell Blvd. ▪ Broomfield, CO ▪ 80020 ▪ p. 303-465-0750 ▪ f. 303-465-0759
 www.thequiltstore.net ▪ quilters@thequiltstore.net

Newsletter September - December 2017

Hello Quilting Friends:

We're amazed at how the months go by so fast and soon summer fades into fall and the holidays. We have an exciting schedule of projects and classes for your enjoyment.

There is a large selection of Christmas fabrics this year and some beautiful lines of fabrics to help you complete all of your projects. Be sure and check out the new wide backs.

Jan Donovan will return in September teaching Laura Heine's collage classes. These are lots of fun, so don't miss out.

Cheryl will be doing beginning hand embroidery and advanced hand embroidery with coloring. If you are interested in the coloring technique, this class is for you.

Rebekha will be teaching a kids class in September on a Saturday. Be sure and sign up early to assure a spot in this class.

Ann has included some bag classes this session as well as a couple of paper piecing projects. She also has some civil war miniatures.

Basic classes by Ann and Lou will continue for Skill builder, Basic 101, Machine Quilting, and Basic Fusible Applique. Check out the calendar for time and dates for these.

Classes with Lou will include a Crazy Curve variation and Set Sail by Jaybird Designs. There will only be one class in November for the Tuffet.

Check out behind the scenes for information about the Ever Sewn sewing machine. We think these are a great starter machine as well as a class machine.

There will be a mini retreat in September. Check schedule for details. If this is a successful event, we will look at continuing this type of event.

Our goal is to present classes and projects to inspire you. We hope that the classes we have chosen will do that.

Thank you for all of your support. Without you we couldn't do this.



Missey

Ann & Lou and our great staff


Fiber Art Collage Quilts Class

With Jan Donovan & Kathleen

Thurs & Fri, September 21 & 22 (10-5)

Saturdays: October 21 & 28 (10-5)

Saturdays: November 11 & 18 (10-5)



Back by popular demand! Jan and Kathleen are with us again this fall and we are so excited to have them back after a summer break! Learn this modern method to create a unique animal silhouette collage. This simple technique will generate a one-of-a-kind masterpiece. Bring out your inner child and play with fabrics, there is no need to stay within the lines! All ability levels are welcome to master this technique. Cost: \$75

Instructed by Jan Donovan, proudly supported by Laura Heine of Fiberworks

Quilt Retreat

September 15 & 16

Friday & Saturday

9am to 8pm

Bring your projects, use our classroom and we'll provide continental breakfast and dinner. How much better can it get?? Cost: \$35

Store Hours

Monday—Saturday 10-5; Sunday 10-3



Girl's Nite Out

First Friday Of The Month:

5pm—midnight
Sept 1, Oct 6, Nov 3, Dec 1

Load up your machine and supplies, a project or two to work on and come sew with us. Bring a snack to share. The cost is \$10.

Domestic Quilting Divas

If you want to quilt your own projects and don't have a long arm quilting machine, then this club is for you! Each month we will explore a topic related to quilting. This is not a class or a sewing session—it is purely a discussion group which will, from time to time, include short demonstrations. Some of the topics we will cover include free motion quilting, straight-line quilting, quilt-as-you go techniques, tension, battings, bindings, marking your quilt, quilt manipulation, and many other topics. No need to sign up for this one — just come on in! There is no cost for this club.



September 28 & October 26
10-noon

(We're skipping November & December but will start up again in January)

Mystery Quilt

Join the fun making a mystery quilt. Lou will guide you through all of the steps to completing some blocks for your quilt. Bring your lunch and enjoy a fun day of quilting. \$35



Sunday, October 15
(9-3)

The Row By Row Experience 2017 is coming to an end . September 5 is the last day you will be able to purchase kits and license plates and get the free pattern for our row. This is known as the hibernation period to give you a chance to sew your rows together. The challenge expires October 31st and plates and kits will be available to purchase after this date.



Holiday Hours

Labor Day

Monday, September 4 - Open 10-3

Thanksgiving

Wednesday, November 22 - Open 10-2
Thursday, November 23- Closed

Christmas

Sunday, December 24 - Open 10-2
Monday, December 25 - Closed

New Years

Sunday, December 31 - Open 10-2
Monday, January 1 - Closed
Tuesday, January 2 - Closed



Monday Open Sews

Start your week off on a creative foot and come sew with us! Bring your machine and a project and get it done. Keep in mind there will not be individual instruction but this will give you an opportunity to get out and work on your projects. Please sign up in advance if you plan to come and call if you need to cancel. There is no cost.

Sunday Stitchers

We've set aside the last Sunday of each month so you can come in to the store to work on projects, use the design boards, irons and tables. No instruction, just space for you to spread out. Please sign up in advance. Cost: \$5

10:00 - 3:00
Sept 24, Oct 29, Nov 26, Dec 31

Happy Holidays

to all of you!



The Basics

Basic 101 (Lou)

Learn the basics of quilt making including color selection, machine piecing and the proper use of tools while making a simple quilt. You will learn basic quilting and binding and have a completed quilt when the class is over. A sewing machine in good working condition is required. \$100



Wednesdays:

September 27, October 4, 11, 18, 25 (10-2) or
November 1, 8, 15, 29, December 6 (10-2)

Basic Fusible Applique (Lou)

Learn how to apply fusible webbing, layer and stitch on any fusible project. This class will open doors for you to move on to other fusible projects. \$20



Friday, October 13 (10-2) or
Sunday, November 12 (10-2)

Machine Quilting Basics (Lou)

Build your confidence level so you can quilt your own projects on your home machine. If you have never machine quilted before or have been frustrated with your attempts, this is the class that will show you the basics and answer your questions. Also learn all about threads, marking pencils and machine needles. \$40

Friday, September 1 (10-3) or
Sunday, December 3 (10-3)

Machine Quilting II (Lou)

You must have some free motion quilting experience or have taken the Machine Quilting Basics class. We will focus on quilting a pre-printed panel with several tips and ideas for quilting. \$40



Sunday, October 8 (10-3)

Skillbuilder (Ann)

After the Basic 101 class there are a few other basic blocks to know about while you are refining your quilting skills and building your confidence level. This is a great class if you have made quilts a long time ago and just need to refresh your skills or if you are a new quilter. Learn a few traditional blocks to make a wall hanging or quilt the size of your choice. You'll pick up some helpful hints along the way. \$60



Saturdays: September 9 & 23 (9-3) or
January 13 & 27 (9-3)

Quilting With Lou



Join Lou for an hour of information and quilting issues regarding quilting success. You will want a note pad and pen for taking notes, but no machines or extra supplies are necessary. Cost: \$10

Saturdays: September 2 & October 7 (9-10)



Hand Embroidery

Classes with Cheryl



Beginning Hand Embroidery

Now's your chance to master the various stitches used in hand embroidery: stem, back stitch, running, French knots and many more so you can move on to larger embroidery projects. \$20


Saturday, September 30 (9:30-12:30)

Advanced Hand Embroidery Coloring

Once you learn the basic embroidery stitches you can have go one step further to add color shading in areas. \$20

Sunday, October 22 (10-1)



September 2017

Sun	Mon	Tue	Wed	Thu	Fri	Sat
<td></td> <td></td> <td></td> <td></td> <td>1 10-3 Basic Machine Quilting 5pm-midnight Girls Nite Out</td> <td>2 9-10 Quilting With Lou</td>					1 10-3 Basic Machine Quilting 5pm-midnight Girls Nite Out	2 9-10 Quilting With Lou
3	4 Labor Day OPEN 10-2 10-2 Open Sew	5 Last Day For Row By Row	6	7	8 12-5 Leaf It To Me Table Runner	9 9-3 Skillbuilder (1/2)
10	11 10-5 Open Sew	12	13 10-5 Compass Bag	14	15 9am-8pm Retreat	16 9am-8pm Retreat
17 	18 10-5 Open Sew	19	20 12-4 Beginning Paper Piecing	21 10-5 Fiber Arts Collage (1/2)	22 10-5 Fiber Arts Collage (2/2)	23 9-3 Skillbuilder (2/2)
24 10-3 Sunday Stitchers	25 10-5 Open Sew	26	27 10-2 Basic 101 (1/5)	28 10-12 Domestic Quilting Divas	29 10-4 Crazy Curves Rainbow	30 9:30-12:30 Hand Embroidery 1-5 Kids Can Sew Treasure Pouch

October 2017

Sun	Mon	Tue	Wed	Thu	Fri	Sat
1 	2	3	4 10-2 Basic 101 (2/5)	5	6 10-5 Sew Together Bag 5pm-midnight Girls Nite Out	7 9-10 Quilting With Lou 10-5 Echo Table Runner
8 10-3 Machine Quilting II	9 10-5 Open Sew	10	11 10-2 Basic 101 (3/5)	12	13 10-2 Basic Fusible Applique	14 10-4 Wildlife Quilt
15 9-3 Mystery Quilt	16 10-5 Open Sew	17	18 10-2 Basic 101 (4/5)	19 9:30-3:30 Set Sail	20 10-3 Civil War Miniatures	21 10-5 Fiber Arts Collage (1/2)
22 10-1 Advanced Hand Embroidery Coloring	23 10-5 Open Sew	24	25 10-2 Basic 101 (5/5)	26 10-12 Domestic Quilting Divas	27 10-3 Goosetown	28 10-5 Fiber Arts Collage (2/2)
29 10-3 Sunday Stitchers	30 10-5 Open Sew	31 				

November 2017

Sun	Mon	Tue	Wed	Thu	Fri	Sat
			1 10-2 Basic 101 (1/5)	2	3 10-5 Echo Table Runner 5pm-midnight Girls Nite Out	4
5	6 10-5 Open Sew	7	8 10-2 Basic 101 (2/5)	9 10-3 Tuffet (1/2)	10 10-4 Wildlife Quilt	11 10-5 Fiber Arts Collage (1/2)
12 10-2 Basic Fusible Applique	13 10-5 Open Sew	14	15 10-2 Basic 101 (3/5)	16 10-3 Tuffet (2/2)	17 10-5 Sew Together Bag	18 10-5 Fiber Arts Collage (2/2)
19	20 10-5 Open Sew	21	22 OPEN 10-2	23  CLOSED	24	25 9:30-3:30 Set Sail
26 10-3 Sunday Stitchers	27 10-5 Open Sew	28	29 10-2 Basic 101 (4/5)	30		

December 2017

Sun	Mon	Tue	Wed	Thu	Fri	Sat
					1 10-4 Crazy Curves 5-midnight Girls Nite Out	2 9-2 Scrap Happy Diamonds (1/3)
3 10-3 Basic Machine Quilting	4 10-5 Open Sew	5	6 10-2 Basic 101 (5/5)	7	8 10-3 Goosetown	9 10-3 Civil War Miniatures
10	11 10-5 Open Sew	12	13 10-3 Machine Embroidery Mug Rugs	14	15 10-2 Beginning Paper Piecing	16 9-2 Scrap Happy Diamonds (2/3)
17	18 10-5 Open Sew	19	20	21	22 10-3 Paper Pieced Potholders	23 10-3 Leaf It To Me Table Runner
24 OPEN 10-2	25  CLOSED	26	27	28	29	30 9-2 Scrap Happy Diamonds (3/3)
31 OPEN 10-2 Sunday Stitchers						

Quilts & More

Paper Piecing Projects

Beginning Paper Piecing (Ann)

Don't fret with quarter inch seams...just sew on the lines! You will learn the very basics of paper piecing in this class so you can move on to other creative and challenging projects. You'll learn the technique while creating a small project. \$20



Wednesday, September 20 (12-4) or
Friday, December 15 (10-2)

Paper Pieced Potholders (Ann)

Make these last-minute Christmas incidental gifts - your choice of 5 different holiday designs all paper pieced. Quick & easy! \$25



Friday, December 22 (10-3)

Scrap Happy Diamonds (Ann)

Make this bold and beautiful scrappy star with bits and pieces of fabric and paper piecing on tissue. The class meets 3 times spaced apart so you should be able to finish it in class. Cost: \$75



Saturdays:
December 2, 16, 30 (9-2)



Civil War Miniatures (Ann)

Your choice - Small Joys or Hard Crackers. Start gathering your small scraps or charm packs of reproduction fabrics to create placemats or a table topper. \$25



Friday, October 20 (10-3) or
Saturday, December 9 (10-3)

Crazy Curves Rainbow (Lou)

Another version of crazy curves that is fun and easy to make using your favorite colors and fabrics. \$35



Friday, September 29 (10-4) or
Friday, December 1 (10-4)

Goosetown (Lou)




This is a good project for beginners and experienced quilters as well. Gather up those fabrics and join the fun. \$25

Friday, October 27 (10-3) or
Friday, December 8 (10-3)

Set Sail (Lou)

Prepare to set sail creating stunning diamonds with interest and movement that please the eye. This Jaybird design does require a special ruler. \$30



Thursday, October 19 (9:30-3:30) or
Saturday, November 25 (9:30-3:30)

Tuffet (Lou)

Everyone is making one of these and they are all so beautiful when done. Sign up early as a special hardware kit is required and must be ordered at least 2 weeks before class to assure we receive them in time. You will choose your own fabrics. These are fun to make. \$65 plus kit fee



Thursdays: November 9 & 16 (10-3)

Wildlife Quilt (Lou)

A new design from Lou and Karen using a wildlife print, but will look great with one of your favorite prints. \$30



Saturday, October 14 (10-4) or
Friday, November 10 (10-4)

Please sign up in advance for all events and remember to call the store to cancel if you are not able to attend.

Quilts & More

Kids Can Sew

Treasure Pouches (Rebekha)

Make a pouch with lots of pockets to hold your treasures: earbuds, rings, earrings or any little treasure you have! You will learn to layer and turn fabric, working with circles, creating tunnels for ribbon and top-stitching. \$20



Saturday, September 30 (1-5)

For The Table

Echo Table Runner (Ann)

The sky's the limit with color on this runner. Choose only 3 colors then cut and swap out the pieces to create the echo effect. This pattern makes a nice size - 18" x 54". \$35

Saturday, October 7 (10-5) or
Friday, November 3 (10-5)



Leaf It To Me Runner (Ann)

This pattern is fun to make using the strip tube ruler and lots of bits and pieces of fabrics. You can make this pattern into a table runner or continue on to make a wall hanging. \$30



Friday, September 8 (12-5) or
Saturday, December 23 (10-3)

Machine Embroidery Mug Rugs (Ann)



This is a in-the-hoop project... we'll get several done in class - so much fun to be creative with your fabrics and threads. \$25

Wednesday, December 13 (10-3)

BEHIND THE SCENES

Check it out! We are now carrying Ever Sewn machines. For now we'll only have the top of the line machine as we feel it's the best one for quilters. It's a great entry level machine for new quilters and a class machine for all of us! It is priced well at \$409.99

- 100 pattern stitches
- 97 Alphabet stitches
- LCD display/LED light
- Includes 7 presser feet
- Automatic needle threader
- Memory function
- Needle up/down position
- 850 stitches per minute



Bags


Compass Bag (Ann)

This is a casual bag with a shoulder strap, two exterior pockets and two interior pockets with a magnetic closure. Easy to sew and lots of possibilities with fabric choices. \$30

Wednesday, September 13 (10-5)



Sew Together Bag (Ann)



Bet you can't make just one! This bag is so much fun because you can use crazy fabrics. It has 2 interior pockets and 3 interior zippered pockets and

holds a whole lot of stuff! \$35

Friday, October 6 (10-5) or Friday, November 17 (10-5)

CLASS POLICY

Advanced registration and paid class fees are essential to hold your place in class and receive a supply list. Plan your classes carefully, as refunds or store credits will not be given. If The Quilt Store cancels the class due to illness or weather, the class will be rescheduled. Failure to attend a class will be deemed forfeiture of the class fee. Come to class prepared with all of your supplies. Please be prompt to class - you will need to be set up and ready to start at the designated class time. As a courtesy to others, **NO CHILDREN OR CELL PHONES IN CLASS, PLEASE.**

Savings For You... Every Day !

Fat Quarters - \$3.50 each; buy 6 and get one free...every day!



Clearance Corner - Always check the clearance corner in the back of the store for some great bargains. Bolts are discounted 40% and fat quarters are \$2.25. There's always a good selection of patterns, books, notions and kits that are discounted 30% and the scrap basket is usually full for you to pick through. We also have pre-packaged End of Bolts which have varying widths but all are the width of the fabric—great for small projects.

End of Bolt - You will receive a 10% discount on the total yardage if you purchase the remaining fabric on a bolt (does not include clearance fabric).

Birthday - You will receive a 10% discount on your total purchase the week of your birthday.

Class Discount - When you sign up for a class, you will receive a **10% discount** on all supplies including the book or pattern, notions and fabric required for that class. By offering this discount and keeping our class fees affordable we can share this craft with more people who want to learn it.

You will learn of special sales in our "Update" if you are on our mailing list.

Why Shop Independents?

A few good reasons to choose independents over chain stores:

- **Excellent Service.** At independents, you can expect caring attention to your needs.
- **Superior Knowledge.** Independent shop staffs are quilters and sewers themselves, and have unsurpassed product knowledge that they pass on to you.
- **Count on Quality.** Fabrics, notions and tools available at independents are the highest quality.

Four good reasons to purchase your fabric from a "brick & mortar store front":

1. You can feel the fabric and check for quality.
2. Colors on the internet are not always the true color.
3. You don't pay for postage.
4. Most importantly, it keeps your local quilt store in business!

Tell your quilting and sewing friends to unite and buy your goods from your local quilt store!



- A**ccuracy...mood dependent
- B**leed...bless the fabric that doesn't.
- C**redit card,,,purrs in a quilt shop.
- D**istance..at which points look good.
- E**ven...well, does it look even?
- F**udge...adjustment terminology.
- G**olden...the moment it's finished!
- H**ug...wrap up in a quilt.
- I**ron...the great fabric disciplinarian!
- J**ustify...can't cook! Quilting an heirloom.
- K**not...size need not stop a truck.
- L**ove...quilt is a labor of.
- M**arker...please, let it wash out.
- N**eedle...feet always find it.
- O**uch...related to one end of a pin.
- P**ucker...that rascally little puffy thing.
- Q**uilt...a thing of beauty, a joy forever!
- R**ip...as ye sew, so shall ye.
- S**eam...straight is good.
- T**ime...to quilt, grab more.
- U**nderside...where all the work shows.
- V**ictim...of quilt guilt (too many?)
- W**hat...a quilt (all purpose comment)!
- X**amine...I'll say how close!
- Y**...only quilt on days ending in "y"
- Z**ero...other things you'd rather do!