



the Quilt Store

A Quilt Store by Quilters for Quilters

12710 Lowell Blvd. ▪ Broomfield, CO ▪ 80020 ▪ p. 303-465-0750 ▪ f. 303-465-0759
www.thequiltstore.net ▪ quilters@thequiltstore.net

Newsletter September - December 2018

Hello Quilting Friends:

The Quilt Store will be celebrating our 9th anniversary in September. It's wonderful to have the support of so many great quilters. We always enjoy seeing all of your projects from planning through completion.

The years have sped by and the holidays are just around the corner. We hope you'll enjoy all of the holiday samples, projects and fabrics we have for you this year.

All of our on-going basic classes are included on the fall schedule including Cheryl's hand embroidery classes.

Jan Donovan and Kathy, who teach the collage classes will also be adding a Fiber Arts "Show and Tell" day and a class to help you complete the collages you may have not completed. Check the calendar for dates and times.

Rhonda Richards Platten will continue the mariners' compass class. This is a great technique involving a special ruler. Be sure you check this one out if you have ever been interested in this block. Her technique is interesting.

A new wool appliqué class has been added and will be taught by Janice Holtberg. This is for all of the wool appliqué lovers. We have sample packs of wool and charms to give you a nice variety of smaller pieces.

Thank you again for all of your support and we wish you all a Happy Holiday Season.



Sugar

Lou and Ann
and our great staff

Two-Day Quilting Retreat

**Friday & Saturday
September 7 & 8**

Gather up your sewing projects and round up your friends and come sew with us!

We'll provide the drinks and snacks

9am - 8pm

Cost: \$35



Happy Holidays

Holiday Hours:

- 9/3 - Labor Day - Open 10-2
- 11/21 - Thanksgiving Eve - Open 10-2
- 11/22 - Thanksgiving - Closed
- 12/24 - Christmas Eve - Open 10-2
- 12/25 - Christmas - Closed
- 12/31 - New Years Eve - Open 10-2
- 1/1/19 - New Years - Closed
- 1/2/19 - Closed for Inventory

Store Hours

Monday—Saturday 10-5; Sunday 10-3



Girls Nite Out

First Friday Of The Month:

5pm—midnight

Oct. 5, Nov. 2, Dec. 7

(not meeting in September)

Load up your machine and supplies, a project or two to work on and come sew with us. Bring a snack to share. The cost is \$10.

Domestic Quilting Divas

If you want to quilt your own projects and don't have a long arm quilting machine, then this club is for you! Each month we will explore a topic related to quilting. This is not a class or a sewing session—it is purely a discussion group which will, from time to time, include short demonstrations. Some of the topics we will cover include free motion quilting, straight-line quilting, quilt-as-you go techniques, tension, battings, bindings, marking your quilt, quilt manipulation, and many other topics. No need to sign up for this one — just come on in! There is no cost for this club.



September 27 & October 25

(no meetings in November or December)

10-noon



Monday Open Sews

Start your week off on a creative foot and come sew with us! Bring your machine and a project and get it done. Keep in mind there will not be individual instruction but this will give you an opportunity to get out and work on your projects. Please sign up in advance if you plan to come and call if you need to cancel. There is no cost.

Sunday Stitchers


We've set aside the last Sunday of each month so you can come in to the store to work on projects, use the design boards, irons and tables. No instruction, just space for you to spread out. Please sign up in advance. Cost: \$5

10:00 - 3:00

Sept. 30, Oct. 28, Nov. 25, Dec. 30

Anthology Club

Come sew along with others to create these small and intricate 4" x 5" blocks using your fabric choice - batiks or vintage to create a quilt or table runner. \$60



Saturdays:

Sept. 1, Oct. 6, Nov. 3, Dec. 1 (9-12)

Fiber Arts

Collage Class (Jan Donovan & Kathleen)

We're thrilled to have Jan and Kathleen back with us to teach their amazing fiber arts class. Learn this modern method to create a unique animal silhouette collage. This simple technique will generate a one-of-a-kind masterpiece. \$75



Wednesday, September 26 AND

Friday, September 28 (10-5)

or

Saturday, November 10 & 17 (10-5)

Finish Your Fiber Arts Projects




This will be a fun day for anyone who has already started a fiber arts project and needs extra help or motivation to finish it! Bring what you have started and Jan and Kathleen will help you get going again. \$35

Sunday, October 21 (10-3)

Fiber Arts Show & Tell

Bring your fiber arts projects you've made and show them off! We've seen so many wonderful projects made in the collage classes the last couple of years and all so different and unique. We're inviting everyone back to show us what you've made.



Saturday, October 6 (1-4)

The Basics & Beyond

Basic 101 (Lou)

Learn the basics of quilt making including color selection, machine piecing and the proper use of tools while making a simple quilt. You will learn basic quilting and binding and have a completed quilt when the class is over. A sewing machine in good working condition is required. \$100



Wednesdays:

October 3, 10, 17, 24, 31 (10-2) or
November 7, 14, 28, December 5, 12 (10-2)

Basic Fusible Applique (Lou)

Learn how to apply fusible webbing, layer and stitch on any fusible project. This class will open doors for you to move on to other fusible projects. \$20



Saturday, September 1 (12:30-4:30) or
Friday, November 9 (10-2)

Machine Quilting Basics (Lou)

Build your confidence level so you can quilt your own projects on your home machine. If you have never machine quilted before or have been frustrated with your attempts, this is the class that will show you the basics and answer your questions. Also learn all about threads, marking pencils and machine needles. \$40

Saturday, September 29 (10-3) or
Saturday, October 27 (10-3)

Machine Quilting II (Lou)

You must have some free motion quilting experience or have taken the Machine Quilting Basics class. We will focus on quilting a pre-printed panel with several tips and ideas for quilting. \$40



Sunday, October 7 (10-3)

Skillbuilder (Ann)

After the Basic 101 class there are a few other basic blocks to know about while you are refining your quilting skills and building your confidence level. This is a great class if you have made quilts a long time ago and just need to refresh your skills or if you are a new quilter. Learn a few traditional blocks to make a wall hanging or quilt the size of your choice. You'll pick up some helpful hints along the way. \$60




Saturdays: September 15 & 22 (9-3)

Strip-Pieced Mariner's Compass OctaCompasses

Rhonda Richards Platten

Have you ever wanted to make a Mariner's Compass block but were too intimidated? Not a fan of paper piecing or using tedious templates? You'll love this class for learning how to make 16-point compass blocks in 16 different sizes using Robin Ruth Design's rulers and strip-piecing method! Join Rhonda and learn all the compass basics for making either a Skinny Robin or Fat Robin OctaCompass block. In this class, you will make a table runner comprised of four compass blocks and four quarter compass blocks. These Mariners Compass blocks are also designed for a "no circle" finish, making them super easy to complete. One ruler will make blocks from 6 to 36 inches. \$45





Thursday, September 13 (10-4) or
Friday, December 28 (10-4)



September 2018

Sun	Mon	Tue	Wed	Thu	Fri	Sat
						1 9-12 Anthology Club 12:30-4:30 Basic Fusible Applique
2	3 Labor Day Open 10-2 10-2 Open Sew	4	5 10-4 Tall Tree	6	7 9am-8pm Sewing Retreat	8 9am-8pm Sewing Retreat
9 12-3 Basic Hand Embroidery	10 10-5 Open Sew	11	12 12-4 Beginning Paper Piecing	13 10-4 Mariner's Compass	14 12-3 Paper Pieced Ornaments	15 9-3 Skillbuilder (1/2)
16	21 10-5 Open Sew	18	19 10-4 Poppins (1/2)	20	21 10-4 Poppins Bag (2/2)	22 9-3 Skillbuilder (2/2)
23	24 10-5 Open Sew	25	26 10-5 Fiber Arts Collage (1/2)	27 10-12 Domestic Quilting Divas	28 10-5 Fiber Arts Collage (2/2)	29 10-3 Basic Machine Quilting
30 10-3 Sunday Stitchers						




October 2018

Sun	Mon	Tue	Wed	Thu	Fri	Sat
	1 10-5 Open Sew	2	3 10-2 Basic 101 (1/5)	4	5 10-3 Tuffet (1/2) 5pm-midnight Girls Nite Out	6 9-12 Anthology Club 1-4 Fiber Arts Show & Tell
7 10-3 Machine Quilting II	8 10-5 Open Sew	9	10 10-2 Basic 101 (2/5)	11	12	13 10-3 Lemoyne Star
14	15 10-5 Open Sew	16	17 10-2 Basic 101 (3/5)	18	19 10-3 Tuffet (2/2)	20 10-4 Stack n Whack
21 10-3 Fiber Arts Finish Your Projects	22 10-5 Open Sew	23	24 10-2 Basic 101 (4/5)	25 10-12 Domestic Quilting Divas	26 10-3 Elephant Abstraction (1/2)	27 10-3 Basic Machine Quilting
28 10-3 Sunday Stitchers	29 10-5 Open Sew	30	31 10-2 Basic 101 (5/5) 			

November 2018

Sun	Mon	Tue	Wed	Thu	Fri	Sat
				1	2 10-3 Elephant Abstraction (2/2) 5pm-midnight Girls Nite Out	3 9-12 Anthology Club
4 10-3 Convergence	5 10-5 Open Sew	6	7 10-2 Basic 101 (1/5)	8	9 10-2 Basic Fusible Applique	10 10-5 Fiber Arts Collage (1/2)
11 10-2 Miniature Wool Applique	12 10-5 Open Sew	13	14 10-2 Basic 101 (2/5)	15	16 10-4 Boxcar Tote	17 10-5 Fiber Arts Collage (2/2)
18	19 10-5 Open Sew	20	21 Open 10-2	22 Closed 	23	24 10-4 Stack n Whack
25 10-3 Sunday Stitches	26 10-5 Open Sew	27	28 10-2 Basic 101 (3/5)	29	30	

December 2018

Sun	Mon	Tue	Wed	Thu	Fri	Sat
						1 9-12 Anthology Club
2	3 10-5 Open Sew	4	5 10-2 Basic 101 (4/5)	6	7 10-3 Lemoyne Star 5pm-midnight Girls Nite Out	8 10-3 Tuffet (1/2)
9	10 10-5 Open Sew	11	12 10-2 Basic 101 (5/5)	13	14 10-2 Miniature Wool Applique	15 10-1 Advanced Hand Embroidery
16	17 10-5 Open Sew	18	19 10-4 Fab Folio	20	21 10-4 Sew Together Bag	22 10-3 Tuffet
23	24 Open 10-2	25 Closed 	26	27	28 10-4 Mariner's Compass	29 9-1 Beginning Paper Piecing
30 10-3 Sunday Stitches	31 Open 10-2					

Quilts & More

Paper Piecing Projects

Beginning Paper Piecing (Ann)

Don't fret with quarter inch seams...just sew on the lines! You will learn the very basics of paper piecing in this class so you can move on to other creative and challenging projects. You'll learn the technique while creating a small project. \$20



Wednesday, September 12 (12-4) or Saturday, December 29 (9-1)

Paper Pieced Ornaments (Ann)
Have fun decorating your Tall Tree with these 2" paper pieced ornaments. Fast and easy to make. \$20



Friday, September 14 (12-3)

Tall Tree (Ann)

Paper piece in sections then sew together for your tall tree. The perfect size (17" x 41") for a long, narrow wall for holiday decorating. \$30



Wednesday, September 5 (10-4)

Please sign up in advance for all events and remember to call the store to cancel if you are not able to attend.

Convergence (Lou)

This is a very popular wall hanging. Choose a bright floral fabric, a landscape fabric or animal print and you will have a winning piece. The technique will surprise you and is completed through the first border in class. \$35



Sunday, November 4 (10-3)

Elephant Abstraction (Lou)

This is a foundation paper pieced quilt that is one large striking block when done. Paper piecing experience is required. \$75



Fridays: October 26 & November 2 (10-3)

Lemoyne Star (Lou)

An exciting new method for making an eight pointed star without Y seams. If you have always wanted to do the Hunter or Lemoyne Star, this is the class you have been waiting for! \$30



Saturday, October 13 (10-3) or Friday, December 7 (10-3)

Stack n Whack (Lou)

An old favorite created with stacking and cutting units to make these spinning pinwheels. Find a favorite multicolored fabric and have some fun making a beautiful quilt. \$30



Saturday, October 20 (10-4) or Saturday, November 24 (10-4)

CLASS POLICY

Advanced registration and paid class fees are essential to hold your place in class and receive a supply list. Plan your classes carefully, as refunds or store credits will not be given. If The Quilt Store cancels the class due to illness or weather, the class will be rescheduled. Failure to attend a class will be deemed forfeiture of the class fee. Come to class prepared with all of your supplies. Please be prompt to class - you will need to be set up and ready to start at the designated class time. As a courtesy to others, **NO CHILDREN OR CELL PHONES IN CLASS, PLEASE.**

Quilts & More

Hand Work

Basic Hand Embroidery (Cheryl)

Now's your chance to master the various stitches used in hand embroidery: stem, back-stitch, running, French knots and many more so you can move on to larger embroidery projects. \$20

Sunday, September 9 (12-3)




Advanced Hand Embroidery Coloring (Cheryl)

Once you learn the basic embroidery stitches you can have go one step further to add color shading in areas. \$20

Saturday, December 15 (10-1)

Miniature Wool Applique (Janice)


While there are many ways to applique with wool, Janice will show you her favorite method that requires just a few basic supplies combined with simple instructions that allow you to achieve great results.



Sunday, November 11 (10-2) or

Tuffet (Lou)

Everyone is making one of these and they are all so beautiful when done. Sign up early as a special hardware kit is required and must be ordered at least 2 weeks before class to assure we receive them in time. You will choose your own fabrics. These are fun to make. \$65 plus kit fee



Friday, October 5 & 19 (10-3) or
Saturday, December 8 & 22 (10-3)

Bags

Boxcar Tote (Ann)

This tote is the perfect bag for a weekend trip to transport sewing class essentials. It has exterior and interior pockets for organizing. \$30



Friday, November 16 (10-4)

Fab Folio (Ann)

Use fun, contrasting fabrics to make this fabric project case - great for meetings and classes with a roomy interior and 2 secure pockets. \$30



Wednesday, December 19 (10-4)

Poppins bag (Ann)


This is a large zipper top bag great for all your projects or travel. It has two pockets on the outside and 2 on the inside to keep everything organized. Structural stays keep it in shape. \$60



Wednesday & Friday:
September 19 & 21 (10-4)

Sew Together Bag (Ann)

Bet you can't make just one! This bag is so much fun because you can use crazy fabrics. It has 2 interior pockets and 3 interior zippered pockets and holds a whole lot of stuff! Make one just in time for a Christmas gift. \$30



Friday, December 21 (10-4)

Savings For You... Every Day !



Fat Quarters - \$3.50 each; buy 6 and get one free...every day!

Clearance Corner - Always check the clearance corner in the back of the store for some great bargains. Bolts are discounted 40% and fat quarters are \$2.75. There's always a good selection of patterns, books, notions and kits that are discounted 30% and the scrap basket is usually full for you to pick through. We also have pre-packaged End of Bolts which have varying widths but all are the width of the fabric—great for small projects.

End of Bolt - You will receive a 10% discount on the total yardage if you purchase the remaining fabric on a bolt (does not include clearance fabric).

Birthday - You will receive a 10% discount on your total purchase the week of your birthday.

Class Discount - When you sign up for a class, you will receive a **10% discount** on all supplies including the book or pattern, notions and fabric required for that class. By offering this discount and keeping our class fees affordable we can share this craft with more people who want to learn it.

You will learn of special sales in our "Update" if you are on our mailing list.

We have the Ever Sewn Sparrow 25 sewing machine available for sale. For now we'll only have the top of the line machine as we feel it's the best one for quilters. It's a great entry level machine for new quilters and a class machine for all of us! It is priced well at \$409.99

- 100 pattern stitches
- 97 Alphabet stitches
- LCD display/LED light
- Includes 7 presser feet
- Automatic needle threader
- Memory function
- Needle up/down position
- 850 stitches per minute



We have accessory boxes that include several additional feet, 1/4" foot, walking foot, bobbins and carrying case sold separately.

Why Shop Independents?


A few good reasons to choose independents over chain stores:

- **Excellent Service.** At independents, you can expect caring attention to your needs.
- **Superior Knowledge.** Independent shop staffs are quilters and sewers themselves, and have unsurpassed product knowledge that they pass on to you.
- **Count on Quality.** Fabrics, notions and tools available at independents are the highest quality.

Five good reasons to purchase your fabric from a "brick & mortar store front":

1. You can feel the fabric and check for quality.
2. Colors on the internet are not always the true color.
3. You don't pay for postage.
4. The State and County taxes we pay support our community with roads and local improvements.
5. Most importantly, it keeps your local quilt store in business!

Tell your quilting and sewing friends to unite and buy your goods from your local quilt store!



We go to great lengths to plan classes and events for your sewing pleasure. Many friendships have been formed in various clubs and sew days we have arranged. We appreciate your participation in classes and activities we have scheduled. We keep the cost of classes to a minimum so it makes it affordable to you. Don't forget, when you purchase class supplies from us you receive a 10% discount.